

AMERICAN KENNEL CLUB · FOUNDED 1884

# Certified Pedigree

**Sire** MITCH V.D. WIELERVELDEN  
SS24735001 (11-21) OFA40E OFEL40 BR RN  
(NET) AKC DNA #V10012342

**Dam** ODETTE V.D. WIELERVELDEN  
SS10908101 (04-21) OFA24G OFEL24 BR &  
GR RN (NET) AKC DNA #V888642



*Gina DiNardo*  
Executive Secretary

The Seal of The American Kennel Club affixed hereto certifies that this pedigree was compiled from official Stud Book records on February 26, 2022.

FALK VOM HELLBACH TAL  
VDH GSB 14053

FAMKE V.D. WIELERVELDEN  
SS19174901 (10-20) BR & GR (NET) AKC  
DNA #V899673

CARON V.H. PATRIJZENWEITJE  
NHSB 2817781

CISKA V.D. WIELERVELDEN  
NHSB 2812846

EROS VOM KAMMELTAL  
VDH GSB 13743

ELLY VOM HELLBACH TAL  
VDH GSB 13853

BALTO DES PLAINES DU MARE A'LEAU  
LOF 763974/8510

ANCA V.D. WIELERVELDEN  
NHSB 2656372

EL-VINTO-CALIENTE DEL CAMPO  
ANDALUZ  
LOF 7 67696

ANGELINA DU HAUT DE LA PRAIRIE  
NHSB 2631260

ANTON VOM ROSENBACH  
VDH 13437

ANCA V.D. WIELERVELDEN  
NHSB 2656372

ATTILA VOM PAPPENBRINK  
VDH GSB 12980

CORA VOM KAMMELTAL  
VDH GSB 13171

ADEBAR VOM STORCHENEST  
VDH GSB 13364

AYKA VOM HELLBACH TAL  
VDH GSB 13255

ROMARIO DES TROIS CHAPELLES  
LOF 7 55959/7386

UNO DES PLAINES DU MARE A'LEAU  
LOF 7 58088/10508

EARL VOM KONIGSTEICH  
VDH DGS1B 13093

TOSCA DU TRIANGLE DE LA COTE ROANNAISE  
NHSB 2587951

SKIPPER DE LA BIERATIERE  
LOF 56194/7375

ALEGRIA DU BOIS D'ONZION  
LOF 82717/11462

ONZE DE LA HAIE DES RUCHES  
LOF 53282/6

STARE SUPER  
LOF 56895/10078

ALI VOM FEDERSEE  
VDH 49840

BILLY VOM FEISTENBACH  
VDH 52394

EARL VOM KONIGSTEICH  
VDH DGS1B 13093

TOSCA DU TRIANGLE DE LA COTE ROANNAISE  
NHSB 2587951

## Companion Animal Eye Registry (CAER)

RIGHT EYE GLOBE LEFT EYE

- microphthalmos
- keratoconjunctivitis sicca
- glaucoma

### EYELIDS

- entropion
- ectropion
- distichiasis
- ectopic cilia
- imperforate lacrimal punctum

### NICTITANS

- cartilage anomaly/eversion
- gland prolapse
- plasmoma/atypical pannus

### CORNEA

- dystrophy—epithelial/stromal
- dystrophy—endothelial
- pannus
- pigmentary keratitis/keratopathy

### UVEA

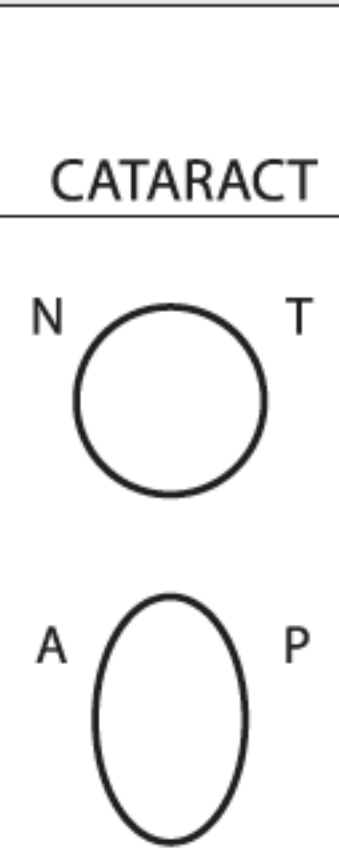
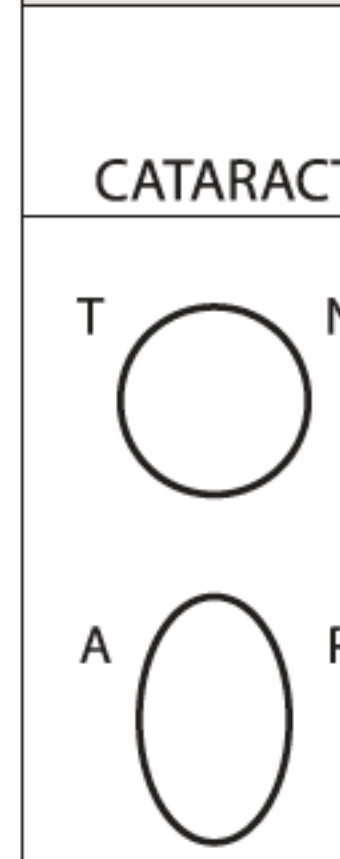

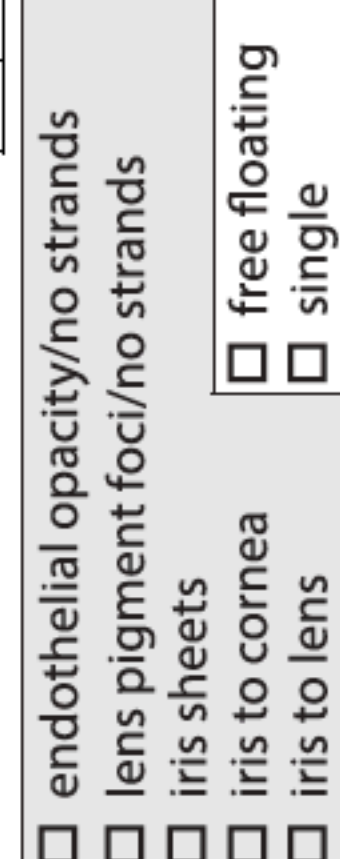
- uveal cyst
- iris coloboma
- iris hypoplasia
- iris sphincter dysplasia
- pigmentary uveitis
- uveal melanoma

### LENS

- persistent pupillary membranes
- anterior cortex
- posterior cortex
- equatorial cortex
- anterior sutures
- posterior sutures
- nucleus
- capsular
- generalized/complete
- resorbing/hypermature

### VITREOUS

- PHPV/PHTVL
- persistent hyaloid artery
- degeneration



Ophthalmologist: **DR. STEVEN M. ROBERTS**

Clinic Name: **ANIMAL EYE CENTER, PC**

ACVO #: **54**

Phone: **970-461-0909**

RIGHT EYE FUNDUS LEFT EYE

- retinal detachment
- retinal atrophy—generalized
- CMR/CMR-like retinopathy
- other presumed inherited retinopathy
- retinal dysplasia
- choroidal hypoplasia
- coloboma
- optic nerve coloboma
- optic nerve hypoplasia
- micropapilla

### OTHER CONDITIONS

- Unlisted conditions suspected as **inherited**. Describe in comments
- Unlisted conditions suspected as **not inherited**

**NORMAL**

Comments

normal eyes

03/16/21

© American College of Veterinary Ophthalmologists



## Orthopedic Foundation for Animals

2300 E Nifong Blvd, Columbia, MO 65201-3806  
Phone: (573) 442-0418; Fax: (573)875-5073  
www.ofa.org, A not-for-profit organization

Call Name: **ZIGGY**

Registered Name: **ROCKING GRANDVIEW'S ZIGMUND ATILLA OF KORTHALS**

Sex/Breed: **M WIREHAIRD POINTING GRIFFON**

Microchip/Tattoo: **991003911248429**

Registration No: **SS31092403 GR012387**

Date of Birth: **12/31/2021**

Owner Name: **BONITA DOUGLASS**

Co-owner Name:

Owner Address: **6638 CR 23 1/2**

City/State/Postal: **FT LUPTON CO 80621**

Email: **grandviewgriffons@gmail.com**

Telephone: **720-936-3645**

I hereby certify that the animal examined is the animal described on this application, and understand that the results of this exam will be submitted by the examining ophthalmologist to the database for statistical gathering purposes. I understand that only passing results will be released to the public unless the initials of a registered owner or authorized agent appear in the authorization box below which permits the OFA to release non-passing results to the public. I further understand that ALL results, both passing and non-passing, will be made available to ophthalmologists who may examine this dog at a future date.

**Bonita Douglass**

Signature of owner or authorized agent/representative

**05/17/2023**

Date of Exam (mm/dd/yyyy)

I DID verify the microchip/tattoo on this dog.

I DID NOT verify the microchip/tattoo on this dog.

NO MICROCHIP/TATTOO PRESENT

I certify that I have performed this ophthalmic examination using pharmacological mydriasis, ophthalmoscopy, and biomicroscopy.

**STEVEN ROBERTS 54 05/17/2023**

Signature/ACVO#/Date

Exam registration number:



23BK4T



## Certificate of DNA Identification

Dog Name: **ROCKIN GRANDVIEW'S ZIGMUND ATILLA OF KORTHALS**

Owner Name: **BONITA M DOUGLAS**

Birthdate: **12/31/2021**

Registration Number: **GR012387**

MicroChip Number:

Genetic Gender: **Male**

Date of Analysis: **09/27/2022**

Barcode: **174036D**

Sample ID: **36519179**

Order ID: **784360**

Breed: **Wirehaired Pointing Griffon**

A unique DNA profile has been created for the individual listed above by genotyping Short Tandem Repeat (STR) markers. These genotype results uniquely identify the individual's genetic identity and are stored at Neogen for future parentage comparison.

STR DNA profiles can be compared between parents and offspring to verify parentage relationships. These markers do not provide information relevant to health, performance, behavior or other phenotypic traits.

### STR Data

PEZ01	PEZ03	PEZ05	PEZ06	PEZ08	PEZ12	PEZ16	PEZ17	PEZ20	PEZ21	FHC2010	FHC2054	FHC2079	GENDER
B/C	H/H	B/B	D/E	B/C	E/G	F/H	C/D	C/F	C/C	B/B	D/E	F/F	X/Y



genomicsinfo@NEOGEN.com • www.NEOGEN.com/genomics



biological testing laboratory  
certificate number: 2712.01